

# **INOAC**

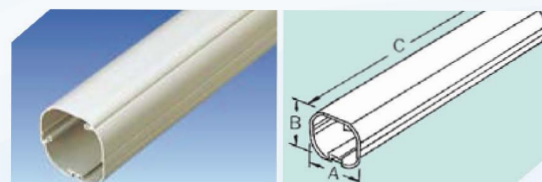
## **Pipe Duct & Accessories**

### **INOAC - Duct & Accessories**

- Inoac's duct and large range of accessories will save contractors time due to ease of installation plus ensures a perfect & professional finish.
- Inoac duct and accessories are made of rigid P.V.C which offers a never changing aspect. The duct and accessories are fade-proof and U.V resistant.
- Thanks to the advantage of P.V.C and its linear structure, they are very harmonious with any type of construction or building offering an outstanding quality finish.
- The easy to install ducts have a bottom and upper section - the bottom is first fixed to the wall. Then fit the pipe, wiring and finally cover them with the snap on upper section.
- All accessories that are two part are supplied with stainless steel screws to prevent rusting and unsightly stains.

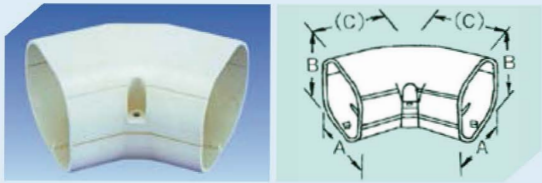
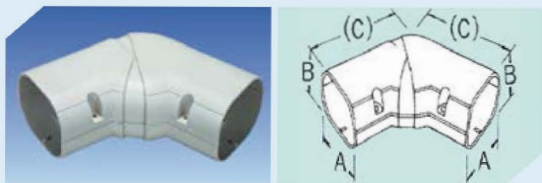
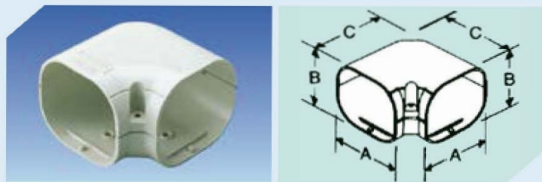

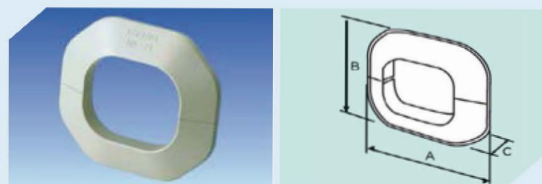

## Pipe Duct (Ivory)

Airefrig Part Number	Description	Duct Size	Dimensions (mm)					Pcs/box
			A	B	C	D	E	
CD75	Pipe Duct	75	75.5	64	2000	-	-	5
CD100		100	100	70	2000	-	-	5
CD140		140	140	80	2000	-	-	5



## Accessories (Ivory)

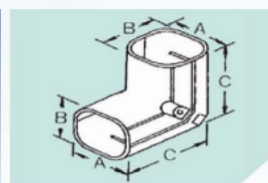
Airefrig Part Number	Description	Duct Size	Dimensions (mm)					Pcs/box
			A	B	C	D	E	
NY75	Wall Cover	75	84	67	210	130	83	40
NY100		100	106	70	230	141	93	20
NY140		140	146	80	285	182	102	5
NA75	Corner Cap	75	84	70	66	124	124	20
NA100		100	109	76	66	149	140	20
NA140		140	148	86	66	189	155	10
NK75	Wall Cap	75	126	114	16	-	-	80
NK100		100	175	145	16	-	-	40
NK140		140	220	180	16	-	-	20
NE75	Elbow 90° (Horizontal)	75	82	69	141	-	-	40
NE100		100	107	75	161	-	-	20
NE140		140	146	85	200	-	-	5
NH75	Mini Elbow 90° (Horizontal)	75	82	69	100	-	-	40
NH100		100	107	75	125	-	-	20
NX75	Elbow 45° to 90° Adjustable (Horizontal)	75	82	69	153	-	-	40
NX100		100	107	75	193.5	-	-	20
NM75	Elbow 45° (Horizontal)	75	82	69	74	-	-	40
NM100		100	107	75	84	-	-	20



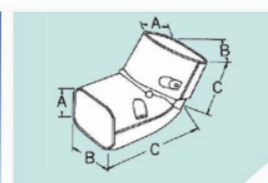
## Accessories (Ivory) cont'd

Airefrig Part Number	Description	Duct Size	Dimensions (mm)					Pcs/ box
			A	B	C	D	E	

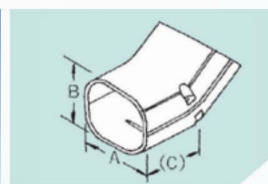
NC75	Elbow 90° (Vertical)	75	82	69	124	-	-	40
NC100		100	107	75	135	-	-	20
NC140		140	146	85	149	-	-	5



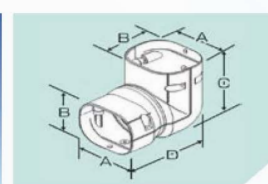
NZ75	Elbow 45° to 90° Adjustable (Vertical)	75	82	69	122	-	-	40
NZ140		140	146	87	150	-	-	5



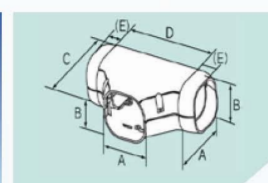
NU75	Elbow 45° (Vertical)	75	82	69	72	-	-	40
NU100		100	107	75	83	-	-	20
NU140		140	146	85	93	-	-	10



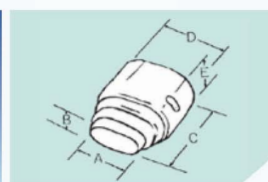
NCX100	Elbow twists 360° (Vertical or Horizontal)	100	107	75	135	-	-	20
NCX140		140	146	87	190	-	-	5



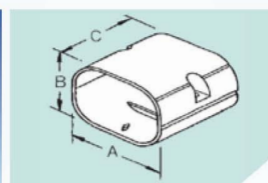
NT75	T-Joint	75	82	69	121	160	25	10
NT100	c/w 2 x reducers 100 to 75 (NT100)	100	107	75	161	210	35	5
NT140	c/w 2 x reducers 100 to 75 (NT140)	140	146	85	200	254	35	5



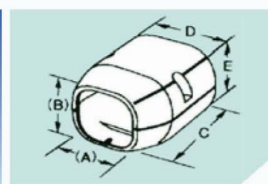
NR75	Duct End Socket	75	53	30	99	82	69	40
NR100		100	53	30	115	107	75	20
NR140		140	53	30	143	146	85	10



NS75	Duct Connector Socket	75	82	69	80	-	-	40
NS100		100	107	75	80	-	-	20
NS140		140	146	85	80	-	-	10



NJ75100	Duct Reducer Socket	75 to 100	86	72	80	107	75	40
NJ100140		100 to 140	115	78	80	146	85	40



NF75	Flexible Joint (made from Polyethylene)	75	76	64	60	550	-	10
NF75M		75	76	64	60	1000	-	10
NF100		100	101	70	75	800	-	10

