

# INSUGUARD®

## Pipe Hanging Saddles & Mounts

Available in strut channel  
or adaptable saddles.




### TOOL-FREE

Tool-free installation. One simple click is all it takes.



### FAST

Fastest installation in the industry.



### MAINTAIN

Maintains liquid line in place & insulation properties.

## STRUT CHANNEL

The ideal pipe saddle to protect insulated pipes. Revolutionary design allows for pipe movement, eliminating common problems.

## ADAPTABLE

Insuguard Multi adapts to your needs. Allows use on various sizes of strut, H-Beam, Clevis & steel angle mountings.

**AIREFRIG**  
**AUSTRALIA**



1800 671 500



[www.airefrig.com.au](http://www.airefrig.com.au)



## Black Pipe Saddle for Strut Channel

The revolutionary Insuguard® design allows for pipe movement within the support, thereby eliminating common problems related to traditional pipe saddles: rotation, displacement and thermal insulation damages.

Insuguard® is designed to accommodate movement of the pipes generated by thermal expansion and vibration. With its unique sliding design at each end, it easily and effectively cradles and protects pipes allowing them to expand and vibrate without damaging their insulation.

### Fastest Installation in the Industry:

- 60% faster than metal or plastic shields
- 80% faster than clamps and collars

### Keeps Thermal Barrier Intact:

Eliminates insulation compression

### Tool-Free Installation:

One simple click is all it takes

### Applications:

Refrigeration, Air Conditioning & Plumbing

**Installation:** “Clips” directly to standard 42 x 42mm strut channel  
Suited for horizontal pipe installation

**Material:** Basell Pro-Fax 8523 polypropylene copolymer (Black)

- UV Resistant
- Operating temperature -40°C to +80°C
- Paintable: preserves mechanical properties after painting
- Non-adhesive surface (unlimited texture no. MT-11030) for linear expansion of thermal insulation.
- 1825 has 20% glass filled material for additional strength

### Maintains Pipe Insulation Properties:

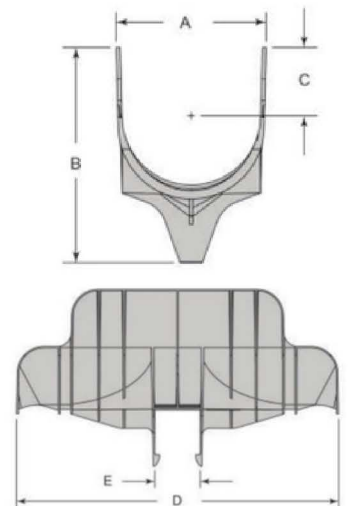
Eliminates displacement and/or failing of pipe support leading to refrigerant leaks

### Maintains Liquid Line in Place:

Further eliminating refrigerant leaks



| Part Number | A (mm) | B (mm) | C (mm) | D (mm) | E (mm) |
|-------------|--------|--------|--------|--------|--------|
| 1225        | 57     | 116    | 28     | 305    | 42     |
| 1325        | 82     | 140    | 40     | 305    | 42     |
| 1425        | 108    | 167    | 53     | 305    | 42     |
| 1525        | 133    | 192    | 66     | 305    | 42     |
| 1625        | 159    | 218    | 78     | 305    | 42     |
| 1825        | 204    | 280    | 108    | 305    | 42     |





## Grey Adaptable Pipe Saddle

Insuguard Multi® adapts to your needs! Allows use on various sizes of strut, H-Beam, Clevis and steel angle mountings. Benefit from the same features as the Insuguard strut saddles with the advantage of adapting to different suspension systems, simply by swapping clipping adaptors.

Thanks to the interchangeable bottom adaptors, Insuguard Multi® eliminates the hassle & headaches of compatibility problems for installers.

### One Part Suits Multiple Uses:

Simply change adaptors to adapt

### Fastest Installation in the Industry:

40% faster than metal or plastic shields  
80% faster than clamps and collars

### Keeps Thermal Barrier Intact:

Eliminates insulation compression

### Tool-Free Installation:

One simple click is all it takes

### Maintains Pipe Insulation Properties:

Eliminates displacement and/or failing of pipe support leading to refrigerant leaks

### Maintains Liquid Line in Place:

Further eliminating refrigerant leaks

**Applications:** Refrigeration, Air Conditioning, Plumbing & Mechanical

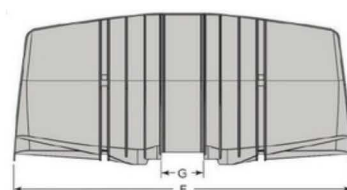
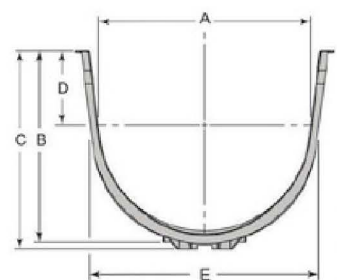
**Installation:** Tool-free - suited for horizontal pipe installation

**Material:** Polypropylene 20% glass filled (Grey)

- UV Resistant
- Operating temperature -40°C to +80°C
- Paintable: preserves mechanical properties after painting
- Non-adhesive surface for linear expansion of thermal insulation.



| Part Number | A (mm) | B (mm) | C (mm) | D (mm) | E (mm) | F (mm) | G (mm) |
|-------------|--------|--------|--------|--------|--------|--------|--------|
| IM250G      | 60     | 49     | 59     | 10     | 62     | 305    | 30     |
| IM350G      | 88     | 81     | 91     | 28     | 90     | 305    | 38     |
| IM450G      | 114    | 99     | 106    | 30     | 117    | 305    | 44     |
| IM550G      | 140    | 124    | 132    | 42     | 146    | 305    | 45     |
| IM650G      | 165    | 151    | 159    | 55     | 171    | 305    | 53     |
| IM850G      | 219    | 199    | 207    | 77     | 222    | 457    | 57     |



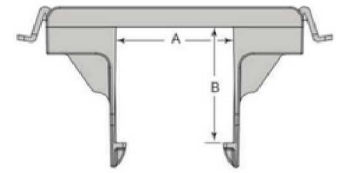


## Adaptor Options for Multi Saddle

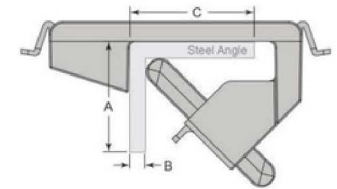
The Insuguard Multi® range allows use on various sizes of strut, clevis and steel angle mountings. Simply change the cartridge to adapt.



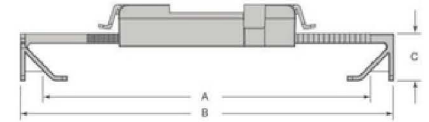
| Strut Mount Adaptor |        |        |        |
|---------------------|--------|--------|--------|
| Part Number         | A (mm) | B (mm) | C (mm) |
| IM42X20             | 42     | 20     | -      |
| IM42X42             | 42     | 42     | -      |



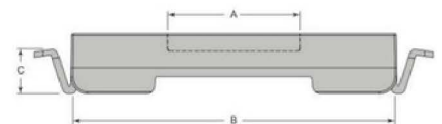
| Steel Angle Mount Adaptor |          |         |            |
|---------------------------|----------|---------|------------|
| Part Number               | A (mm)   | B (mm)  | C (mm)     |
| IM2-5/8                   | 13 to 66 | 3 to 16 | 12.7 to 66 |



| H-Beam Adaptor |           |        |        |
|----------------|-----------|--------|--------|
| Part Number    | A (mm)    | B (mm) | C (mm) |
| IMHBEAM        | 89 to 225 | 254    | 20     |



| Clevis Hanger Adaptor |        |        |        |
|-----------------------|--------|--------|--------|
| Part Number           | A (mm) | B (mm) | C (mm) |
| IMCLEVIS              | 48     | 120.6  | 22     |



| Clevis Hanger to suit Insuguard Multi® Saddle (requires IMCLEVIS clip) |              |          |        |        |        |        |
|--|--------------|----------|--------|--------|--------|--------|
| Part Number  | Suits Saddle | F (inch) | G (mm) | H (mm) | I (mm) | J (mm) |
| IB31002  | IM250G       | 3/8      | 114    | 84     | 64     | 63     |
| IB31003  | IM350G       | 1/2      | 165    | 120    | 100    | 63     |
| IB31004  | IM450G       | 5/8      | 197    | 140    | 140    | 63     |
| IB31005  | IM550G       | 5/8      | 222    | 155    | 152    | 63     |
| IB31006  | IM650G       | 3/4      | 262    | 176    | 178    | 76     |

