

## R600A (ISOBUTANE)

A-Gas (Australia) Pty Ltd

Chemwatch Hazard Alert Code: 4

Chemwatch: 1969-1

Issue Date: 20/06/2022

Version No: 6.1

Print Date: 13/12/2022

Safety Data Sheet according to WHS Regulations (Hazardous Chemicals) Amendment 2020 and ADG requirements

L.GHS.AUS.EN

### SECTION 1 Identification of the substance / mixture and of the company / undertaking

#### Product Identifier

Product name	R600A (ISOBUTANE)
Synonyms	(CH <sub>3</sub> ) <sub>2</sub> -CH-CH <sub>3</sub> ; C <sub>4</sub> -H <sub>10</sub> ; isobutane; butane iso-; propane, 2-methyl-; 2-methyl-propane; 2-methylpropane; 1,1-dimethylethane; trimethylmethane; i-butane; R600a; Care 10; CARE 10 Refrigerant Fluid R600a
Proper shipping name	ISOBUTANE
Chemical formula	C <sub>4</sub> H <sub>10</sub>
Other means of identification	Not Available
CAS number	75-28-5.

#### Relevant identified uses of the substance or mixture and uses advised against

Relevant identified uses	Refrigerant; motor fuel; aerosol propellant; organic synthesis; synthetic rubber; instrument calibration fluid; ingredient in LPG (liquefied petroleum gas). [~Intermediate ~] The use of a quantity of material in an unventilated or confined space may result in increased exposure and an irritating atmosphere developing. Before starting consider control of exposure by mechanical ventilation.
--------------------------	--

#### Details of the manufacturer or supplier of the safety data sheet

Registered company name	A-Gas (Australia) Pty Ltd	
Address	9-11 Oxford Rd, Laverton North Victoria 3026 Australia	
Telephone	93689222	
Fax	Not Available	
Website	<a href="http://www.agas.com">www.agas.com</a>	
Email	Not Available	

#### Emergency telephone number

Association / Organisation	A-Gas (Australia) Pty Ltd	CHEMWATCH EMERGENCY RESPONSE
Emergency telephone numbers	1800737001	+61 1800 951 288
Other emergency telephone numbers	Not Available	+61 3 9573 3188

Once connected and if the message is not in your preferred language then please dial 01



### SECTION 2 Hazards identification

#### Classification of the substance or mixture

Poisons Schedule	A-
Classification <sup>[1]</sup>	Flammable Gases Category 1A, Gases Under Pressure (Liquefied Gas)
Legend:	1. Classified by Chemwatch; 2. Classification drawn from HCIS; 3. Classification drawn from Regulation (EU) No 1272/2008 - Annex VI

#### Label elements

R600A (ISOBUTANE)

Hazard pictogram(s)	 
---------------------	---

Signal word	Danger
-------------	--------

Hazard statement(s)

H220	Extremely flammable gas.
H280	Contains gas under pressure; may explode if heated.
AUH044	Risk of explosion if heated under confinement.

Precautionary statement(s) General

P101	If medical advice is needed, have product container or label at hand.
P102	Keep out of reach of children.
P103	Read carefully and follow all instructions.

Precautionary statement(s) Prevention

P210	Keep away from heat, hot surfaces, sparks, open flames and other ignition sources. No smoking.
------	--

Precautionary statement(s) Response

P377	Leaking gas fire: Do not extinguish, unless leak can be stopped safely.
P381	In case of leakage, eliminate all ignition sources.

Precautionary statement(s) Storage

P410+P403	Protect from sunlight. Store in a well-ventilated place.
-----------	--

Precautionary statement(s) Disposal

Not Applicable

SECTION 3 Composition / information on ingredients

Substances

CAS No	%[weight]	Name
75-28-5.	>99	<u>iso-butane</u>

**Legend:** 1. Classified by Chemwatch; 2. Classification drawn from HCIS; 3. Classification drawn from Regulation (EU) No 1272/2008 - Annex VI; 4. Classification drawn from C&L; \* EU IOELVs available

Mixtures

See section above for composition of Substances

SECTION 4 First aid measures

Description of first aid measures

Eye Contact	<ul style="list-style-type: none"> <li>▶ If product comes in contact with eyes remove the patient from gas source or contaminated area.</li> <li>▶ Take the patient to the nearest eye wash, shower or other source of clean water.</li> <li>▶ Open the eyelid(s) wide to allow the material to evaporate.</li> <li>▶ Gently rinse the affected eye(s) with clean, cool water for at least 15 minutes. Have the patient lie or sit down and tilt the head back. Hold the eyelid(s) open and pour water slowly over the eyeball(s) at the inner corners, letting the water run out of the outer corners.</li> <li>▶ The patient may be in great pain and wish to keep the eyes closed. It is important that the material is rinsed from the eyes to prevent further damage.</li> <li>▶ Ensure that the patient looks up, and side to side as the eye is rinsed in order to better reach all parts of the eye(s)</li> <li>▶ Transport to hospital or doctor.</li> <li>▶ Even when no pain persists and vision is good, a doctor should examine the eye as delayed damage may occur.</li> <li>▶ If the patient cannot tolerate light, protect the eyes with a clean, loosely tied bandage.</li> <li>▶ Ensure verbal communication and physical contact with the patient.</li> </ul> <p><b>DO NOT</b> allow the patient to rub the eyes</p>
-------------	---

**R600A (ISOBUTANE)**

	<p><b>DO NOT</b> allow the patient to tightly shut the eyes</p> <p><b>DO NOT</b> introduce oil or ointment into the eye(s) without medical advice</p> <p><b>DO NOT</b> use hot or tepid water.</p>
<b>Skin Contact</b>	<p>If skin or hair contact occurs:</p> <ul style="list-style-type: none"> <li>▶ Flush skin and hair with running water (and soap if available).</li> <li>▶ Seek medical attention in event of irritation.</li> </ul> <p>In case of cold burns (frost-bite):</p> <ul style="list-style-type: none"> <li>▶ Move casualty into warmth before thawing the affected part; if feet are affected carry if possible</li> <li>▶ Bathe the affected area immediately in luke-warm water (not more than 35 deg C) for 10 to 15 minutes, immersing if possible and without rubbing</li> <li>▶ <b>DO NOT</b> apply hot water or radiant heat.</li> <li>▶ Apply a clean, dry, light dressing of "fluffed-up" dry gauze bandage</li> <li>▶ If a limb is involved, raise and support this to reduce swelling</li> <li>▶ If an adult is involved and where intense pain occurs provide pain killers such as paracetamol</li> <li>▶ Transport to hospital, or doctor</li> <li>▶ Subsequent blackening of the exposed tissue indicates potential of necrosis, which may require amputation.</li> </ul>
<b>Inhalation</b>	<ul style="list-style-type: none"> <li>▶ Following exposure to gas, remove the patient from the gas source or contaminated area.</li> <li>▶ NOTE: Personal Protective Equipment (PPE), including positive pressure self-contained breathing apparatus may be required to assure the safety of the rescuer.</li> <li>▶ Prostheses such as false teeth, which may block the airway, should be removed, where possible, prior to initiating first aid procedures.</li> <li>▶ If the patient is not breathing spontaneously, administer rescue breathing.</li> <li>▶ If the patient does not have a pulse, administer CPR.</li> <li>▶ If medical oxygen and appropriately trained personnel are available, administer 100% oxygen.</li> <li>▶ Summon an emergency ambulance. If an ambulance is not available, contact a physician, hospital, or Poison Control Centre for further instruction.</li> <li>▶ Keep the patient warm, comfortable and at rest while awaiting medical care.</li> <li>▶ <b>MONITOR THE BREATHING AND PULSE, CONTINUOUSLY.</b></li> <li>▶ Administer rescue breathing (preferably with a demand-valve resuscitator, bag-valve mask-device, or pocket mask as trained) or CPR if necessary.</li> </ul>
<b>Ingestion</b>	<ul style="list-style-type: none"> <li>▶ Not considered a normal route of entry.</li> <li>▶ If spontaneous vomiting appears imminent or occurs, hold patient's head down, lower than their hips to help avoid possible aspiration of vomitus.</li> <li>▶ Avoid giving milk or oils.</li> <li>▶ Avoid giving alcohol.</li> </ul>

**Indication of any immediate medical attention and special treatment needed**

For acute or short term repeated exposures to petroleum distillates or related hydrocarbons:

- ▶ Primary threat to life, from pure petroleum distillate ingestion and/or inhalation, is respiratory failure.
- ▶ Patients should be quickly evaluated for signs of respiratory distress (e.g. cyanosis, tachypnoea, intercostal retraction, obtundation) and given oxygen. Patients with inadequate tidal volumes or poor arterial blood gases (pO2 50 mm Hg) should be intubated.
- ▶ Arrhythmias complicate some hydrocarbon ingestion and/or inhalation and electrocardiographic evidence of myocardial injury has been reported; intravenous lines and cardiac monitors should be established in obviously symptomatic patients. The lungs excrete inhaled solvents, so that hyperventilation improves clearance.
- ▶ A chest x-ray should be taken immediately after stabilisation of breathing and circulation to document aspiration and detect the presence of pneumothorax.
- ▶ Epinephrine (adrenalin) is not recommended for treatment of bronchospasm because of potential myocardial sensitisation to catecholamines. Inhaled cardioselective bronchodilators (e.g. Alupent, Salbutamol) are the preferred agents, with aminophylline a second choice.
- ▶ Lavage is indicated in patients who require decontamination; ensure use of cuffed endotracheal tube in adult patients. [Ellenhorn and Barceloux: Medical Toxicology]

For frost-bite caused by liquefied petroleum gas:

- ▶ If part has not thawed, place in warm water bath (41-46 C) for 15-20 minutes, until the skin turns pink or red.
- ▶ Analgesia may be necessary while thawing.
- ▶ If there has been a massive exposure, the general body temperature must be depressed, and the patient must be immediately rewarmed by whole-body immersion, in a bath at the above temperature.
- ▶ Shock may occur during rewarming.
- ▶ Administer tetanus toxoid booster after hospitalization.
- ▶ Prophylactic antibiotics may be useful.
- ▶ The patient may require anticoagulants and oxygen.

[Shell Australia 22/12/87]

For gas exposures:

**BASIC TREATMENT**

- ▶ Establish a patent airway with suction where necessary.
- ▶ Watch for signs of respiratory insufficiency and assist ventilation as necessary.
- ▶ Administer oxygen by non-rebreather mask at 10 to 15 l/min.
- ▶ Monitor and treat, where necessary, for pulmonary oedema .
- ▶ Monitor and treat, where necessary, for shock.
- ▶ Anticipate seizures.

**ADVANCED TREATMENT**

- Consider orotracheal or nasotracheal intubation for airway control in unconscious patient or where respiratory arrest has occurred.
- Positive-pressure ventilation using a bag-valve mask might be of use.
- Monitor and treat, where necessary, for arrhythmias.
- Start an IV D5W TKO. If signs of hypovolaemia are present use lactated Ringers solution. Fluid overload might create complications.
- Drug therapy should be considered for pulmonary oedema.
- Hypotension with signs of hypovolaemia requires the cautious administration of fluids. Fluid overload might create complications.
- Treat seizures with diazepam.
- Proparacaine hydrochloride should be used to assist eye irrigation.

BRONSTEIN, A.C. and CURRANCE, P.L.

EMERGENCY CARE FOR HAZARDOUS MATERIALS EXPOSURE: 2nd Ed. 1994

## SECTION 5 Firefighting measures

### Extinguishing media

**DO NOT EXTINGUISH BURNING GAS UNLESS LEAK CAN BE STOPPED SAFELY:**

**OTHERWISE: LEAVE GAS TO BURN.**

#### FOR SMALL FIRE:

- Dry chemical, CO2 or water spray to extinguish gas (only if absolutely necessary and safe to do so).
- **DO NOT use water jets.**

#### FOR LARGE FIRE:

- Cool cylinder by direct flooding quantities of water onto upper surface until well after fire is out.

### Special hazards arising from the substrate or mixture

<b>Fire Incompatibility</b>	▸ Avoid contamination with oxidising agents i.e. nitrates, oxidising acids, chlorine bleaches, pool chlorine etc. as ignition may result
-----------------------------	--

### Advice for firefighters

<b>Fire Fighting</b>	<p>FOR FIRES INVOLVING MANY GAS CYLINDERS:</p> <ul style="list-style-type: none"> <li>▸ To stop the flow of gas, specifically trained personnel may inert the atmosphere to reduce oxygen levels thus allowing the capping of leaking container(s).</li> <li>▸ Reduce the rate of flow and inject an inert gas, if possible, before completely stopping the flow to prevent flashback.</li> <li>▸ <b>DO NOT extinguish the fire until the supply is shut off</b> otherwise an explosive re-ignition may occur.</li> <li>▸ If the fire is extinguished and the flow of gas continues, used increased ventilation to prevent build-up, of explosive atmosphere.</li> </ul> <p>-----</p> <p>GENERAL</p> <p>-----</p> <ul style="list-style-type: none"> <li>▸ Alert Fire Brigade and tell them location and nature of hazard.</li> <li>▸ May be violently or explosively reactive.</li> <li>▸ Wear breathing apparatus plus protective gloves.</li> <li>▸ Consider evacuation</li> <li>▸ Fight fire from a safe distance, with adequate cover.</li> </ul>
<b>Fire/Explosion Hazard</b>	<ul style="list-style-type: none"> <li>▸ <b>HIGHLY FLAMMABLE:</b> will be easily ignited by heat, sparks or flames.</li> <li>▸ Will form explosive mixtures with air</li> <li>▸ Fire exposed containers may vent contents through pressure relief valves thereby increasing fire intensity and/ or vapour concentration.</li> <li>▸ Vapours may travel to source of ignition and flash back.</li> <li>▸ Containers may explode when heated - Ruptured cylinders may rocket</li> <li>▸ Fire may produce irritating, poisonous or corrosive gases.</li> </ul> <p>Combustion products include: carbon monoxide (CO) carbon dioxide (CO2) other pyrolysis products typical of burning organic material.</p> <p><b>Contains low boiling substance:</b> Closed containers may rupture due to pressure buildup under fire conditions.</p> <ul style="list-style-type: none"> <li>▸ Vented gas is more dense than air and may collect in pits, basements.</li> </ul>
<b>HAZCHEM</b>	2YE

## SECTION 6 Accidental release measures

### Personal precautions, protective equipment and emergency procedures

See section 8

### Environmental precautions

See section 12

### Methods and material for containment and cleaning up

**R600A (ISOBUTANE)**

<b>Minor Spills</b>	<ul style="list-style-type: none"> <li>▶ Avoid breathing vapour and any contact with liquid or gas. Protective equipment including respirator should be used.</li> <li>▶ <b>DO NOT enter confined spaces where gas may have accumulated.</b></li> <li>▶ Shut off all sources of possible ignition and increase ventilation.</li> </ul>
<b>Major Spills</b>	<ul style="list-style-type: none"> <li>▶ Clear area of all unprotected personnel and move upwind.</li> <li>▶ Alert Emergency Authority and advise them of the location and nature of hazard.</li> <li>▶ May be violently or explosively reactive.</li> <li>▶ Wear full body clothing with breathing apparatus.</li> <li>▶ Remove leaking cylinders to a safe place.</li> <li>▶ Fit vent pipes. Release pressure under safe, controlled conditions</li> <li>▶ Burn issuing gas at vent pipes.</li> <li>▶ <b>DO NOT exert excessive pressure on valve; DO NOT attempt to operate damaged valve.</b></li> </ul>

Personal Protective Equipment advice is contained in Section 8 of the SDS.


**SECTION 7 Handling and storage**

**Precautions for safe handling**

<b>Safe handling</b>	<ul style="list-style-type: none"> <li>▶ Containers, even those that have been emptied, may contain explosive vapours.</li> <li>▶ Do NOT cut, drill, grind, weld or perform similar operations on or near containers.</li> <li>· Electrostatic discharge may be generated during pumping - this may result in fire.</li> <li>· Ensure electrical continuity by bonding and grounding (earthing) all equipment.</li> <li>· Restrict line velocity during pumping in order to avoid generation of electrostatic discharge (&lt;=1 m/sec until fill pipe submerged to twice its diameter, then &lt;= 7 m/sec).</li> <li>· Avoid splash filling.</li> <li>· Consider use in closed pressurised systems, fitted with temperature, pressure and safety relief valves which are vented for safe dispersal. Use only properly specified equipment which is suitable for this product, its supply pressure and temperature</li> <li>· The tubing network design connecting gas cylinders to the delivery system should include appropriate pressure indicators and vacuum or suction lines.</li> <li>· Fully-welded types of pressure gauges, where the bourdon tube sensing element is welded to the gauge body, are recommended.</li> <li>· Before connecting gas cylinders, ensure manifold is mechanically secure and does not containing another gas.</li> <li>▶ Avoid generation of static electricity. Earth all lines and equipment.</li> <li>▶ <b>DO NOT transfer gas from one cylinder to another.</b></li> </ul>
<b>Other information</b>	<ul style="list-style-type: none"> <li>▶ Store in an upright position.</li> <li>▶ Outside or detached storage is preferred.</li> <li>▶ Cylinders should be stored in a purpose-built compound with good ventilation, preferably in the open.</li> <li>▶ Such compounds should be sited and built in accordance with statutory requirements.</li> <li>▶ The storage compound should be kept clear and access restricted to authorised personnel only.</li> <li>▶ Cylinders stored in the open should be protected against rust and extremes of weather.</li> </ul>

**Conditions for safe storage, including any incompatibilities**

<b>Suitable container</b>	<ul style="list-style-type: none"> <li>▶ Cylinder:</li> <li>▶ Ensure the use of equipment rated for cylinder pressure.</li> <li>▶ Ensure the use of compatible materials of construction.</li> <li>▶ Valve protection cap to be in place until cylinder is secured, connected.</li> <li>▶ Cylinder must be properly secured either in use or in storage.</li> </ul>
<b>Storage incompatibility</b>	<p>Butane/ isobutane</p> <ul style="list-style-type: none"> <li>▶ reacts violently with strong oxidisers</li> <li>▶ reacts with acetylene, halogens and nitrous oxides</li> <li>▶ is incompatible with chlorine dioxide, conc. nitric acid and some plastics</li> <li>▶ may generate electrostatic charges, due to low conductivity, in flow or when agitated - these may ignite the vapour.</li> </ul> <p>Segregate from nickel carbonyl in the presence of oxygen, heat (20-40 C)</p> <ul style="list-style-type: none"> <li>▶ Avoid reaction with oxidising agents</li> </ul>



X — Must not be stored together

O — May be stored together with specific preventions

+ — May be stored together

Note: Depending on other risk factors, compatibility assessment based on the table above may not be relevant to storage situations, particularly where large volumes of dangerous goods are stored and handled. Reference should be made to the Safety Data Sheets for each substance or article and risks assessed accordingly.

**SECTION 8 Exposure controls / personal protection**

## Control parameters

### Occupational Exposure Limits (OEL)

### INGREDIENT DATA

Not Available

### Emergency Limits

Ingredient	TEEL-1	TEEL-2	TEEL-3
iso-butane	5500* ppm	17000** ppm	53000*** ppm

Ingredient	Original IDLH	Revised IDLH
iso-butane	Not Available	Not Available

### MATERIAL DATA

Isobutane Odour Threshold Value: 1.2 ppm

For butane:

Odour Threshold Value: 2591 ppm (recognition)

Butane in common with other homologues in the straight chain saturated aliphatic hydrocarbon series is not characterised by its toxicity but by its narcosis-inducing effects at high concentrations. The TLV is based on analogy with pentane by comparing their lower explosive limits in air. It is concluded that this limit will protect workers against the significant risk of drowsiness and other narcotic effects.


Odour Safety Factor(OSF)

OSF=0.22 (n-BUTANE)

May act as a simple asphyxiants; these are gases which, when present in high concentrations, reduce the oxygen content in air below that required to support breathing, consciousness and life; loss of consciousness, with death by suffocation may rapidly occur in an oxygen deficient atmosphere.

**CARE:** Most simple asphyxiants are odourless or possess low odour and there is no warning on entry into an oxygen deficient atmosphere. If there is any doubt, oxygen content can be checked simply and quickly. It may not be appropriate to only recommend an exposure standard for simple asphyxiants rather it is essential that sufficient oxygen be maintained.

## Exposure controls

<b>Appropriate engineering controls</b>	<p>Engineering controls are used to remove a hazard or place a barrier between the worker and the hazard. Well-designed engineering controls can be highly effective in protecting workers and will typically be independent of worker interactions to provide this high level of protection.</p> <p>The basic types of engineering controls are:</p> <p>Process controls which involve changing the way a job activity or process is done to reduce the risk.</p> <p>Enclosure and/or isolation of emission source which keeps a selected hazard "physically" away from the worker and ventilation that strategically "adds" and "removes" air in the work environment.</p>
<b>Personal protection</b>	
<b>Eye and face protection</b>	<ul style="list-style-type: none"> <li>▶ Chemical goggles.</li> <li>▶ Full face shield may be required for supplementary but never for primary protection of eyes.</li> <li>▶ Contact lenses may pose a special hazard; soft contact lenses may absorb and concentrate irritants. A written policy document, describing the wearing of lenses or restrictions on use, should be created for each workplace or task.</li> </ul>
<b>Skin protection</b>	See Hand protection below
<b>Hands/feet protection</b>	<p>For contact with liquid wear full thermal protective clothing.</p> <ul style="list-style-type: none"> <li>▶ When handling sealed and suitably insulated cylinders wear cloth or leather gloves.</li> <li>▶ Insulated gloves:</li> </ul> <p>NOTE: Insulated gloves should be loose fitting so that may be removed quickly if liquid is spilled upon them. Insulated gloves are not made to permit hands to be placed in the liquid; they provide only short-term protection from accidental contact with the liquid.</p>
<b>Body protection</b>	See Other protection below
<b>Other protection</b>	<ul style="list-style-type: none"> <li>▶ The clothing worn by process operators insulated from earth may develop static charges far higher (up to 100 times) than the minimum ignition energies for various flammable gas-air mixtures. This holds true for a wide range of clothing materials including cotton.</li> <li>▶ Avoid dangerous levels of charge by ensuring a low resistivity of the surface material worn outermost.</li> </ul> <p>BREThERICK: Handbook of Reactive Chemical Hazards.</p> <ul style="list-style-type: none"> <li>▶ Protective overalls, closely fitted at neck and wrist.</li> <li>▶ Eye-wash unit.</li> </ul> <p><b>IN CONFINED SPACES:</b></p> <ul style="list-style-type: none"> <li>▶ Non-sparking protective boots</li> <li>▶ Static-free clothing.</li> <li>▶ Ensure availability of lifeline.</li> <li>▶ Some plastic personal protective equipment (PPE) (e.g. gloves, aprons, overshoes) are not recommended as they may produce static electricity.</li> <li>▶ For large scale or continuous use wear tight-weave non-static clothing (no metallic fasteners, cuffs or pockets).</li> <li>▶ Non sparking safety or conductive footwear should be considered. Conductive footwear describes a boot or shoe with a sole made from</li> </ul>

a conductive compound chemically bound to the bottom components, for permanent control to electrically ground the foot an shall dissipate static electricity from the body to reduce the possibility of ignition of volatile compounds.

### Respiratory protection

Full face respirator with supplied air.

- ▶ Positive pressure, full face, air-supplied breathing apparatus should be used for work in enclosed spaces if a leak is suspected or the primary containment is to be opened (e.g. for a cylinder change)
- ▶ Air-supplied breathing apparatus is required where release of gas from primary containment is either suspected or demonstrated.

## SECTION 9 Physical and chemical properties

### Information on basic physical and chemical properties

<b>Appearance</b>	Colourless liquified gas; odourless or slight gasoline-like odour. Contains small amounts of n-butane and propane. Liquid viscosity @ 30 deg C 0.14 (cSt) Very stable, does not react with metals or water. Forms a dense vapour cloud at standard atmospheric conditions. Conversion factor: 1 ppm = 2.38 mg/m <sup>3</sup> @ 25 degrees C. Iso-butane containing >=0.1% butadiene is a potential carcinogen. Packed as liquid under pressure and remains liquid only under pressure. Sudden release of pressure or leakage may result in rapid vapourisation with generation of a large volume of highly flammable / explosive gas.
-------------------	---

<b>Physical state</b>	Liquified Gas	<b>Relative density (Water = 1)</b>	0.557 @ 20 C
<b>Odour</b>	Not Available	<b>Partition coefficient n-octanol / water</b>	Not Available
<b>Odour threshold</b>	Not Available	<b>Auto-ignition temperature (°C)</b>	462 (365)
<b>pH (as supplied)</b>	Not Applicable	<b>Decomposition temperature (°C)</b>	Not Available
<b>Melting point / freezing point (°C)</b>	-159.4	<b>Viscosity (cSt)</b>	Not Applicable
<b>Initial boiling point and boiling range (°C)</b>	-11.7	<b>Molecular weight (g/mol)</b>	58.12
<b>Flash point (°C)</b>	-82.8	<b>Taste</b>	Not Available
<b>Evaporation rate</b>	Not Applicable	<b>Explosive properties</b>	Not Available
<b>Flammability</b>	HIGHLY FLAMMABLE.	<b>Oxidising properties</b>	Not Available
<b>Upper Explosive Limit (%)</b>	8.4	<b>Surface Tension (dyn/cm or mN/m)</b>	Not Available
<b>Lower Explosive Limit (%)</b>	1.8	<b>Volatile Component (%vol)</b>	100
<b>Vapour pressure (kPa)</b>	310 @ 21.1 C	<b>Gas group</b>	Not Available
<b>Solubility in water</b>	Immiscible	<b>pH as a solution (1%)</b>	Not Applicable
<b>Vapour density (Air = 1)</b>	2.06	<b>VOC g/L</b>	Not Available

## SECTION 10 Stability and reactivity

<b>Reactivity</b>	See section 7
<b>Chemical stability</b>	<ul style="list-style-type: none"> <li>▶ Unstable in the presence of incompatible materials.</li> <li>▶ Product is considered stable.</li> <li>▶ Hazardous polymerisation will not occur.</li> </ul>
<b>Possibility of hazardous reactions</b>	See section 7
<b>Conditions to avoid</b>	See section 7
<b>Incompatible materials</b>	See section 7
<b>Hazardous decomposition products</b>	See section 5

## SECTION 11 Toxicological information

### Information on toxicological effects

<b>Inhaled</b>	Inhalation of vapours may cause drowsiness and dizziness. This may be accompanied by narcosis, reduced alertness, loss of reflexes, lack of coordination and vertigo. Inhalation of vapours or aerosols (mists, fumes), generated by the material during the course of normal handling, may be damaging to the health of the individual.
----------------	---

## R600A (ISOBUTANE)

	<p>Limited evidence or practical experience suggests that the material may produce irritation of the respiratory system, in a significant number of individuals, following inhalation. In contrast to most organs, the lung is able to respond to a chemical insult by first removing or neutralising the irritant and then repairing the damage. The repair process, which initially evolved to protect mammalian lungs from foreign matter and antigens, may however, produce further lung damage resulting in the impairment of gas exchange, the primary function of the lungs. Respiratory tract irritation often results in an inflammatory response involving the recruitment and activation of many cell types, mainly derived from the vascular system.</p> <p>No health effects were seen in humans exposed at 1,000 ppm isobutane for up to 8 hours or 500 ppm for 8 hours/day for 10 days. Isobutane can have anaesthetic and asphyxiant effects at high concentrations, well above the lower explosion limit of 1.8% (18,000 ppm). Butane is a simple asphyxiant and is mildly anaesthetic at high concentrations (20-25%). 10000 ppm for 10 minutes causes drowsiness. The paraffin gases C1-4 are practically nontoxic below the lower flammability limit, 18,000 to 50,000 ppm; above this, low to moderate incidental effects such as CNS depression and irritation occur, but are completely reversible upon cessation of the exposure.</p> <p>Acute effects from inhalation of high concentrations of vapour are pulmonary irritation, including coughing, with nausea; central nervous system depression - characterised by headache and dizziness, increased reaction time, fatigue and loss of co-ordination</p> <p>Central nervous system (CNS) depression may include nonspecific discomfort, symptoms of giddiness, headache, dizziness, nausea, anaesthetic effects, slowed reaction time, slurred speech and may progress to unconsciousness. Serious poisonings may result in respiratory depression and may be fatal.</p> <p>Some aliphatic hydrocarbons produce axonal neuropathies. Isoparaffinic hydrocarbons produce injury to the kidneys of male rats. When albino rats were exposed to isoparaffins at 21.4 mg/l for 4 hours, all animals experienced weakness, tremors, salivation, mild to moderate convulsions, chromodacryorrhoea and ataxia within the first 24 hours. Symptoms disappeared after 24 hours.</p> <p>Material is highly volatile and may quickly form a concentrated atmosphere in confined or unventilated areas. The vapour may displace and replace air in breathing zone, acting as a simple asphyxiant. This may happen with little warning of overexposure.</p> <p>Symptoms of asphyxia (suffocation) may include headache, dizziness, shortness of breath, muscular weakness, drowsiness and ringing in the ears. If the asphyxia is allowed to progress, there may be nausea and vomiting, further physical weakness and unconsciousness and, finally, convulsions, coma and death. Significant concentrations of the non-toxic gas reduce the oxygen level in the air. As the amount of oxygen is reduced from 21 to 14 volume %, the pulse rate accelerates and the rate and volume of breathing increase.</p> <p>Hydrocarbons may sensitise the heart to adrenalin and other circulatory catecholamines; as a result cardiac arrhythmias and ventricular fibrillation may occur. Abrupt collapse may produce traumatic injury. Central nervous system (CNS) depression may be evident early. Symptoms of moderate poisoning may include giddiness, headache, dizziness and nausea.</p>				
Ingestion	<p>Not normally a risk due to extreme volatility of liquid.</p> <p>Considered an unlikely route of entry in commercial/industrial environments</p>				
Skin Contact	<p>The material is not thought to produce adverse health effects or skin irritation following contact (as classified by EC Directives using animal models). Nevertheless, good hygiene practice requires that exposure be kept to a minimum and that suitable gloves be used in an occupational setting.</p> <p>Repeated exposure may cause skin cracking, flaking or drying following normal handling and use.</p> <p>Open cuts, abraded or irritated skin should not be exposed to this material</p> <p>Entry into the blood-stream through, for example, cuts, abrasions, puncture wounds or lesions, may produce systemic injury with harmful effects. Examine the skin prior to the use of the material and ensure that any external damage is suitably protected.</p> <p>Vapourising liquid causes rapid cooling and contact may cause cold burns, frostbite, even through normal gloves. Frozen skin tissues are painless and appear waxy and yellow. Signs and symptoms of frost-bite may include "pins and needles", paleness followed by numbness, a hardening and stiffening of the skin, a progression of colour changes in the affected area, (first white, then mottled and blue and eventually black; on recovery, red, hot, painful and blistered).</p>				
Eye	<p>Although the material is not thought to be an irritant (as classified by EC Directives), direct contact with the eye may produce transient discomfort characterised by tearing or conjunctival redness (as with windburn).</p> <p>Direct contact with the eye may not cause irritation because of the extreme volatility of the gas; however concentrated atmospheres may produce irritation after brief exposures..</p>				
Chronic	<p>Limited evidence suggests that repeated or long-term occupational exposure may produce cumulative health effects involving organs or biochemical systems.</p> <p>Principal route of occupational exposure to the gas is by inhalation.</p> <p>Repeated or prolonged exposure to mixed hydrocarbons may produce narcosis with dizziness, weakness, irritability, concentration and/or memory loss, tremor in the fingers and tongue, vertigo, olfactory disorders, constriction of visual field, paraesthesias of the extremities, weight loss and anaemia and degenerative changes in the liver and kidney. Chronic exposure by petroleum workers, to the lighter hydrocarbons, has been associated with visual disturbances, damage to the central nervous system, peripheral neuropathies (including numbness and paraesthesias), psychological and neurophysiological deficits, bone marrow toxicities (including hypoplasia possibly due to benzene) and hepatic and renal involvement. Chronic dermal exposure to petroleum hydrocarbons may result in defatting which produces localised dermatoses. Surface cracking and erosion may also increase susceptibility to infection by microorganisms.</p>				
iso-butane	<table border="1"> <thead> <tr> <th>TOXICITY</th> <th>IRRITATION</th> </tr> </thead> <tbody> <tr> <td>Inhalation(Rat) LC50: &gt;13023 ppm4h<sup>[1]</sup></td> <td>Not Available</td> </tr> </tbody> </table>	TOXICITY	IRRITATION	Inhalation(Rat) LC50: >13023 ppm4h <sup>[1]</sup>	Not Available
TOXICITY	IRRITATION				
Inhalation(Rat) LC50: >13023 ppm4h <sup>[1]</sup>	Not Available				
<b>Legend:</b>	<p>1. Value obtained from Europe ECHA Registered Substances - Acute toxicity 2. Value obtained from manufacturer's SDS. Unless otherwise specified data extracted from RTECS - Register of Toxic Effect of chemical Substances</p>				

Acute Toxicity	✗	Carcinogenicity	✗
Skin Irritation/Corrosion	✗	Reproductivity	✗
Serious Eye Damage/Irritation	✗	STOT - Single Exposure	✗



R600A (ISOBUTANE)

Respiratory or Skin sensitisation	✗	STOT - Repeated Exposure	✗
Mutagenicity	✗	Aspiration Hazard	✗

**Legend:** ✗ – Data either not available or does not fill the criteria for classification  
 ✓ – Data available to make classification

SECTION 12 Ecological information

Toxicity

	Endpoint	Test Duration (hr)	Species	Value	Source
iso-butane	EC50(ECx)	96h	Algae or other aquatic plants	7.71mg/l	2
	LC50	96h	Fish	24.11mg/l	2
	EC50	96h	Algae or other aquatic plants	7.71mg/l	2
<b>Legend:</b>	Extracted from 1. IUCLID Toxicity Data 2. Europe ECHA Registered Substances - Ecotoxicological Information - Aquatic Toxicity 4. US EPA, Ecotox database - Aquatic Toxicity Data 5. ECETOC Aquatic Hazard Assessment Data 6. NITE (Japan) - Bioconcentration Data 7. METI (Japan) - Bioconcentration Data 8. Vendor Data				

For isobutane:

Refrigerant Gas: Saturated Hydrocarbons have zero ozone depletion potential (ODP) and will photodegrade under atmospheric conditions. [Calor Gas]

**Environmental Fate**

**Terrestrial fate:** An estimated Koc value of 35 suggests that isobutane will have very high mobility in soil. Its very high Henry's Law constant, 4.08 atm-cu m/mole, (calculated from its vapor pressure and water solubility, high vapor pressure, 2611 mm Hg at 25 deg C, and low adsorptivity to soil indicate that volatilisation will be an important fate process from both moist and dry soil surfaces. Isobutane is biodegradable, especially under acclimated conditions, and may biodegrade in soil.

**Aquatic fate:** The estimated Koc value suggests that isobutane would not adsorb to sediment and particulate matter in the water column. Additional evidence that isobutane is not removed to sediment has been obtained from microcosm experiments.

**DO NOT discharge into sewer or waterways.**

Persistence and degradability

Ingredient	Persistence: Water/Soil	Persistence: Air
iso-butane	HIGH	HIGH

Bioaccumulative potential

Ingredient	Bioaccumulation
iso-butane	LOW (BCF = 1.97)

Mobility in soil

Ingredient	Mobility
iso-butane	LOW (KOC = 35.04)

SECTION 13 Disposal considerations

Waste treatment methods

Product / Packaging disposal	<ul style="list-style-type: none"> <li>▶ Evaporate or incinerate residue at an approved site.</li> <li>▶ Return empty containers to supplier.</li> <li>▶ Ensure damaged or non-returnable cylinders are gas-free before disposal.</li> </ul>
------------------------------	--

SECTION 14 Transport information

Labels Required

	
Marine Pollutant	NO
HAZCHEM	2YE

**Land transport (ADG)**

<b>UN number</b>	1969	
<b>UN proper shipping name</b>	ISOBUTANE	
<b>Transport hazard class(es)</b>	Class	2.1
	Subrisk	Not Applicable
<b>Packing group</b>	Not Applicable	
<b>Environmental hazard</b>	Not Applicable	
<b>Special precautions for user</b>	Special provisions	Not Applicable
	Limited quantity	0

**Air transport (ICAO-IATA / DGR)**

<b>UN number</b>	1969	
<b>UN proper shipping name</b>	Isobutane	
<b>Transport hazard class(es)</b>	ICAO/IATA Class	2.1
	ICAO / IATA Subrisk	Not Applicable
	ERG Code	10L
<b>Packing group</b>	Not Applicable	
<b>Environmental hazard</b>	Not Applicable	
<b>Special precautions for user</b>	Special provisions	A1
	Cargo Only Packing Instructions	200
	Cargo Only Maximum Qty / Pack	150 kg
	Passenger and Cargo Packing Instructions	Forbidden
	Passenger and Cargo Maximum Qty / Pack	Forbidden
	Passenger and Cargo Limited Quantity Packing Instructions	Forbidden
	Passenger and Cargo Limited Maximum Qty / Pack	Forbidden

**Sea transport (IMDG-Code / GGVSee)**

<b>UN number</b>	1969	
<b>UN proper shipping name</b>	ISOBUTANE	
<b>Transport hazard class(es)</b>	IMDG Class	2.1
	IMDG Subrisk	Not Applicable
<b>Packing group</b>	Not Applicable	
<b>Environmental hazard</b>	Not Applicable	
<b>Special precautions for user</b>	EMS Number	F-D, S-U
	Special provisions	392
	Limited Quantities	0

**Transport in bulk according to Annex II of MARPOL and the IBC code**

Not Applicable

**Transport in bulk in accordance with MARPOL Annex V and the IMSBC Code**

Product name	Group
iso-butane	Not Available

**Transport in bulk in accordance with the ICG Code**

Product name	Ship Type
iso-butane	Not Available

## SECTION 15 Regulatory information

### Safety, health and environmental regulations / legislation specific for the substance or mixture

iso-butane is found on the following regulatory lists

Australia Hazardous Chemical Information System (HCIS) - Hazardous Chemicals  
Australian Inventory of Industrial Chemicals (AIIC)

Chemical Footprint Project - Chemicals of High Concern List

### National Inventory Status

National Inventory	Status
Australia - AIIC / Australia Non-Industrial Use	Yes
Canada - DSL	Yes
Canada - NDSL	No (iso-butane)
China - IECSC	Yes
Europe - EINEC / ELINCS / NLP	Yes
Japan - ENCS	Yes
Korea - KECI	Yes
New Zealand - NZIoC	Yes
Philippines - PICCS	Yes
USA - TSCA	Yes
Taiwan - TCSI	Yes
Mexico - INSQ	Yes
Vietnam - NCI	Yes
Russia - FBEPH	Yes
<b>Legend:</b>	<i>Yes = All CAS declared ingredients are on the inventory No = One or more of the CAS listed ingredients are not on the inventory. These ingredients may be exempt or will require registration.</i>

## SECTION 16 Other information

Revision Date	20/06/2022
Initial Date	16/06/2005

### SDS Version Summary

Version	Date of Update	Sections Updated
6.1	20/06/2022	Expiration. Review and Update

### Other information

Classification of the preparation and its individual components has drawn on official and authoritative sources as well as independent review by the Chemwatch Classification committee using available literature references.

The SDS is a Hazard Communication tool and should be used to assist in the Risk Assessment. Many factors determine whether the reported Hazards are Risks in the workplace or other settings. Risks may be determined by reference to Exposures Scenarios. Scale of use, frequency of use and current or available engineering controls must be considered.

### Definitions and abbreviations

PC—TWA: Permissible Concentration-Time Weighted Average  
PC—STEL: Permissible Concentration-Short Term Exposure Limit  
IARC: International Agency for Research on Cancer  
ACGIH: American Conference of Governmental Industrial Hygienists  
STEL: Short Term Exposure Limit  
TEEL: Temporary Emergency Exposure Limit.  
IDLH: Immediately Dangerous to Life or Health Concentrations  
ES: Exposure Standard  
OSF: Odour Safety Factor  
NOAEL :No Observed Adverse Effect Level  
LOAEL: Lowest Observed Adverse Effect Level  
TLV: Threshold Limit Value  
LOD: Limit Of Detection  
OTV: Odour Threshold Value

BCF: BioConcentration Factors  
BEI: Biological Exposure Index  
AIIIC: Australian Inventory of Industrial Chemicals  
DSL: Domestic Substances List  
NDSL: Non-Domestic Substances List  
IECSC: Inventory of Existing Chemical Substance in China  
EINECS: European INventory of Existing Commercial chemical Substances  
ELINCS: European List of Notified Chemical Substances  
NLP: No-Longer Polymers  
ENCS: Existing and New Chemical Substances Inventory  
KECI: Korea Existing Chemicals Inventory  
NZIoC: New Zealand Inventory of Chemicals  
PICCS: Philippine Inventory of Chemicals and Chemical Substances  
TSCA: Toxic Substances Control Act  
TCSI: Taiwan Chemical Substance Inventory  
INSQ: Inventario Nacional de Sustancias Químicas  
NCI: National Chemical Inventory  
FBEPH: Russian Register of Potentially Hazardous Chemical and Biological Substances

This document is copyright.

Apart from any fair dealing for the purposes of private study, research, review or criticism, as permitted under the Copyright Act, no part may be reproduced by any process without written permission from CHEMWATCH.

TEL (+61 3) 9572 4700.